



# Dune



***DUNE*** - DESIGNED BY CAS MOOR

Inspired by the production process of rolling sheet metal, the Dune table was created.

A table collection with soft and curving lines. The legs supporting the tabletop making it from the side almost seem floating, creating an airy feeling.



# Dune

**Model**

Dining table

**Material**

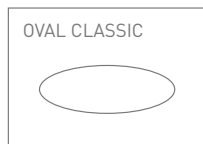

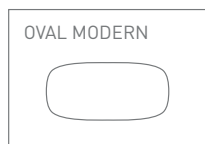
TOP wood / stone

LEG metal

**Dimensions**

	wood	stone
200 x 110 x 76 H	X	X
220 x 110 x 76 H	X	X
240 x 110 x 76 H	X	X
260 x 110 x 76 H	X	X
280 x 120 x 76 H	X	X
320 x 120 x 76 H		X

**Table top possibilities**





### **Material & construction**

Metal leg combined with a ceramic/veneer tabletop.

Ceramic and veneer tabletop are combined with a varnished mdf wood for stability and sound-absorbing reason.

### **Care & maintenance**

Clean the table with a damp cloth. If necessary, use a mild detergent or washing up liquid and not concentrated. Always wipe with a dry cloth afterwards. To minimize the risk of stains and marks, liquids, grease etc. should be removed straight away.

### **Assembly**

Not preassembled.

Tabletop must be mounted on legs with the tools that are included.